

ROAD SAFETY UPDATE

April 2024

County Durham & Darlington
Road Safety Partnership



Better for everyone

Introduction

- Provide an update to the Safe Durham Partnership/Safer and Stronger Communities OSC in respect of road casualty performance
- Provide an update on Partnership activity through Education, Enforcement and Engineering
- Objectives of road safety partnership activity for 2024/25



County Durham and Darlington Road Safety Partnership (Strategic & Delivery Groups)

- Durham County Council
- Darlington Borough Council
- Durham Constabulary
- Durham Police and Crime Commissioner
- County Durham Fire & Rescue Service
- National Highways
- Public Health



Data 2019 – 2023 (All Severities)

[Clear](#) [Data Filters](#) [Adv. Filter](#)

Year
Multiple ...

Casualty Severity
Multiple selecti...

Local Authority
County Durham

Police Force
Durham

Casualty Class
All

Road User Group
All

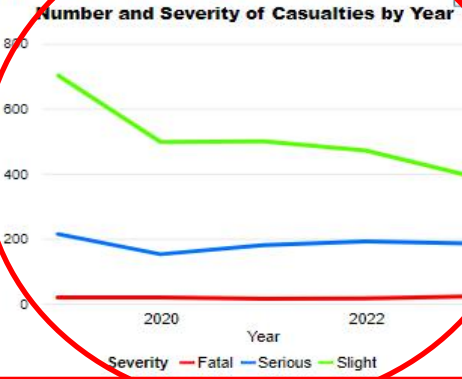
Age Group
All

Child/Adult
All

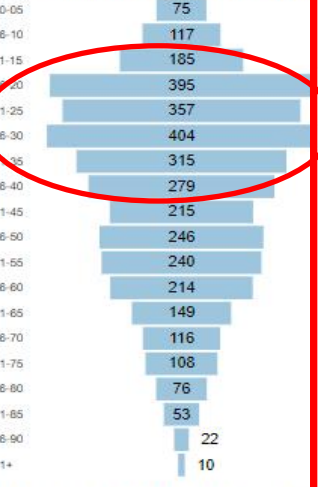
Casualties by Year and Severity

Year	Fatal	Serious	Slight	Total
2023	22	185	394	601
2022	16	191	471	678
2021	15	180	499	694
2020	19	152	497	668
2019	19	214	702	935
Total	91	922	2,563	3,576


Number and Severity of Casualties by Year



Casualties by 5 Year Age Group

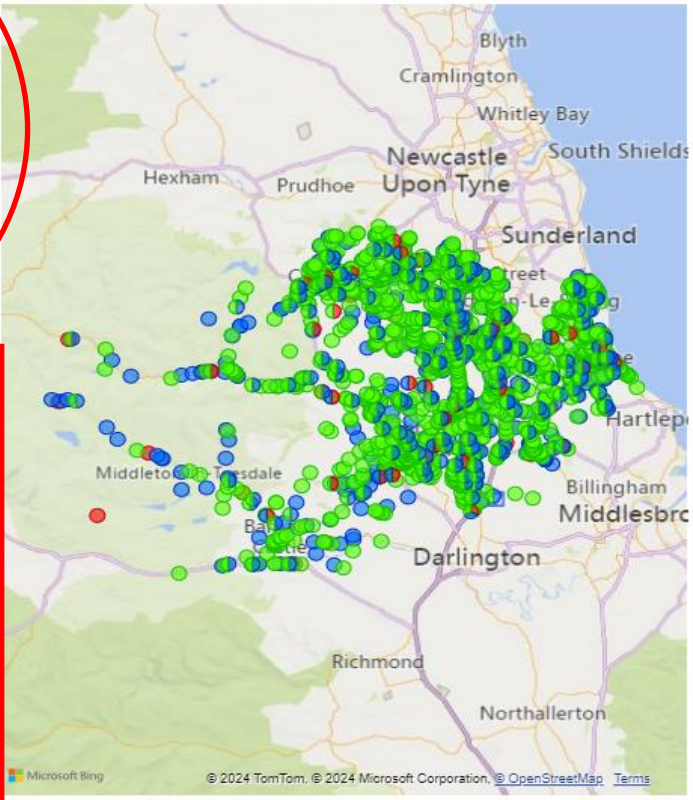


Casualties by Road User Group



[Dashboard](#) [Hotspot Plan](#) [Map Search](#) [Comparison](#) [Help & Info](#)

Location and Severity of Road User Casualties



Casualty Severity ● Fatal ● Serious ● Slight NB - Due to the amount of data available, this plan only shows a sample of injury locations at high zoom. For the most accurate data on casualties in small areas, use filters to reduce the number shown to under 3,500.

Data 2019 – 2023 (Killed/Seriously Injured)

[Clear](#) [Data Filters](#) [Adv. Filter](#)

Year
Multiple ... **Casualty Severity**
Multiple selecti...

Local Authority
County Durham

Police Force **Casualty Class**
Durham All

Road User Group
All

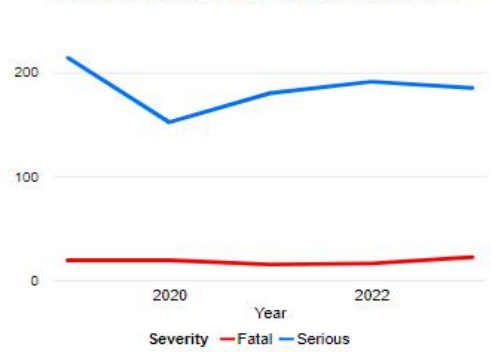
Age Group **Child/Adult**
All All

North East England Road User Casualty Dashboard

Casualties by Year and Severity

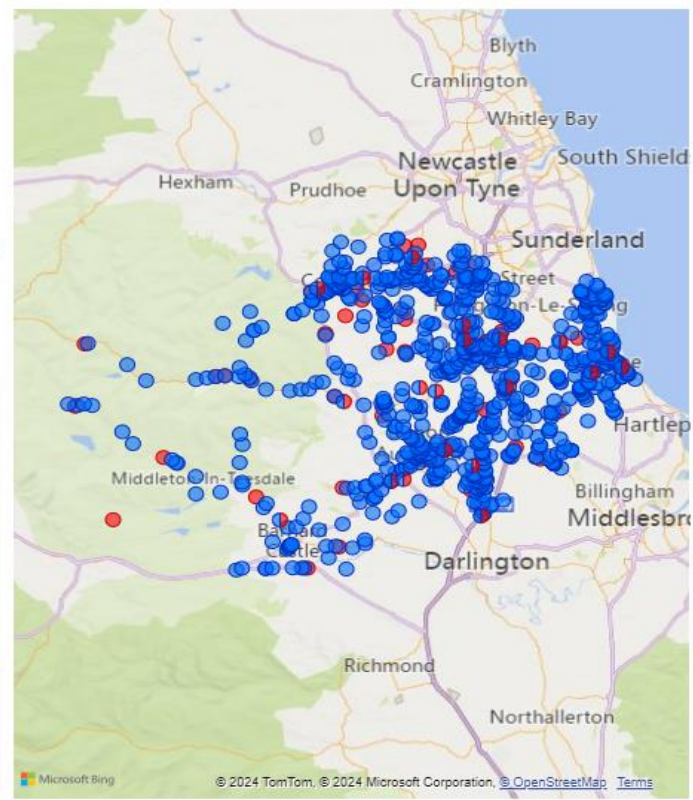
Year	Fatal	Serious	Total
2023	22	185	207
2022	16	191	207
2021	15	180	195
2020	19	152	171
2019	19	214	233
Total	91	922	1,013

Number and Severity of Casualties by Year

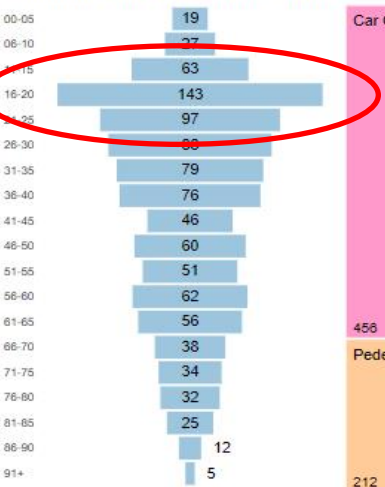


[Dashboard](#) [Hotspot Plan](#) [Map Search](#) [Comparison](#) [Help & Info](#)

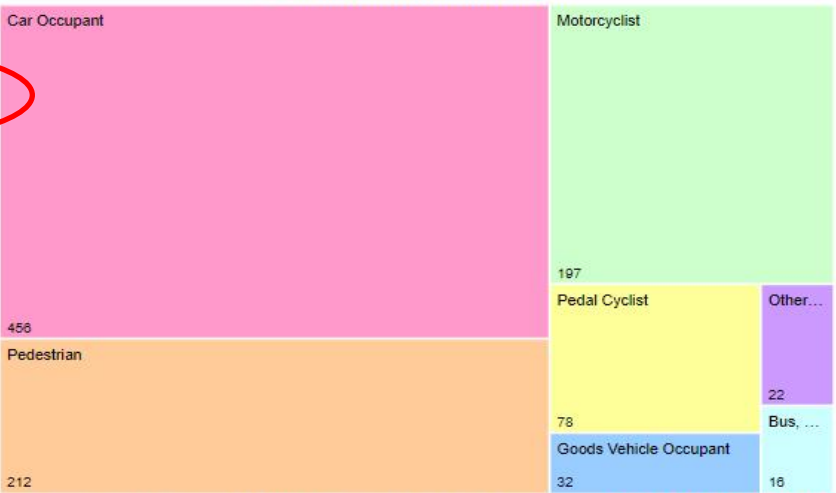
Location and Severity of Road User Casualties



Casualties by 5 Year Age Group



Casualties by Road User Group



Casualty Severity ● Fatal ● Serious NB - Due to the amount of data available, this plan only shows a sample of injury locations at high zoom. For the most accurate data on casualties in small areas, use filters to reduce the number shown to under 3,500.

Data 2019 – 2023 (Age 0-15 Collisions)

Clear Data Filters **Adv. Filter**

Year
Multiple ...

Casualty Severity
All

Local Authority
County Durham

Police Force
Durham

Casualty Class
All

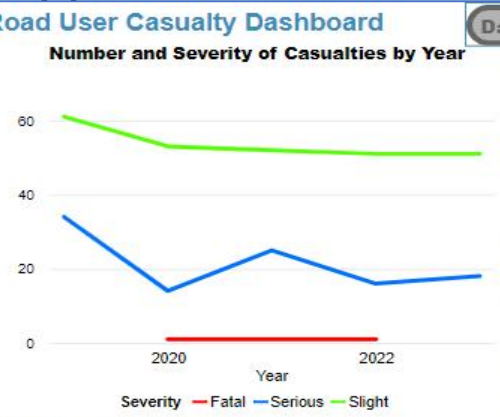
Road User Group
All

Age Group
All

Child/Adult
Multiple sel...

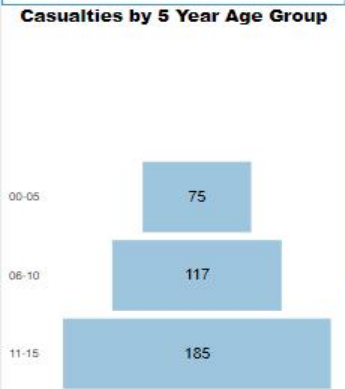
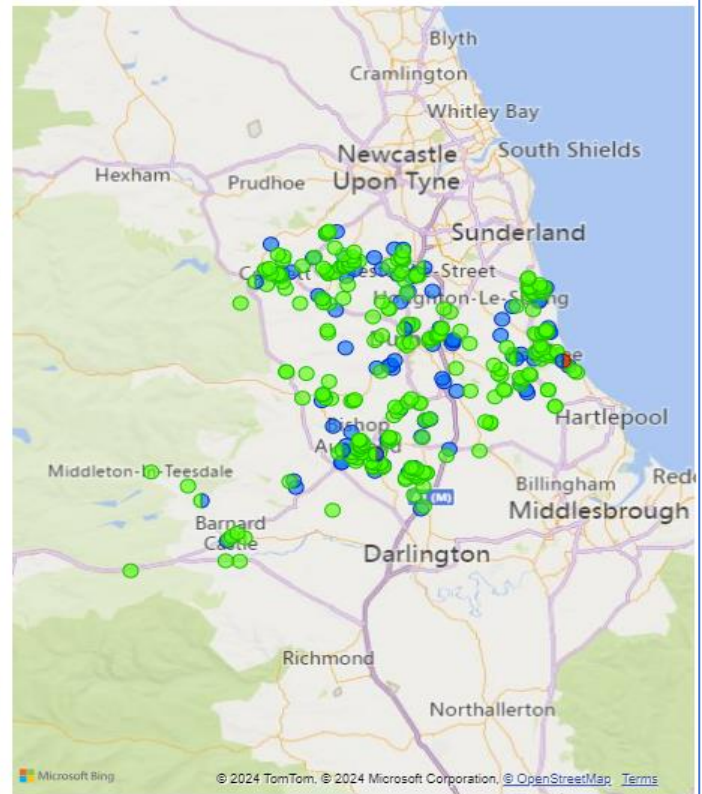
Casualties by Year and Severity

Year	Fatal	Serious	Slight	Total
2019		34	61	95
2020	1	14	53	68
2021		25	52	77
2022	1	16	51	68
2023		18	51	69
Total	2	107	268	377




Dashboard **Hotspot Plan** **Map Search** **Comparison** **Help & Info**

Location and Severity of Road User Casualties



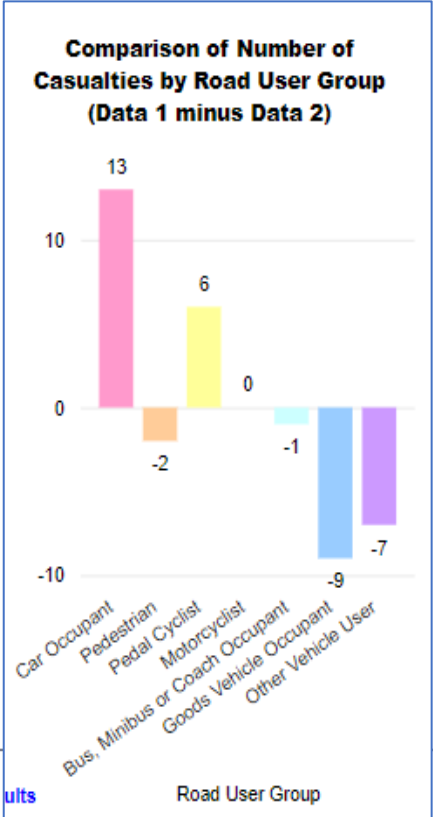
Casualties by Road User Group



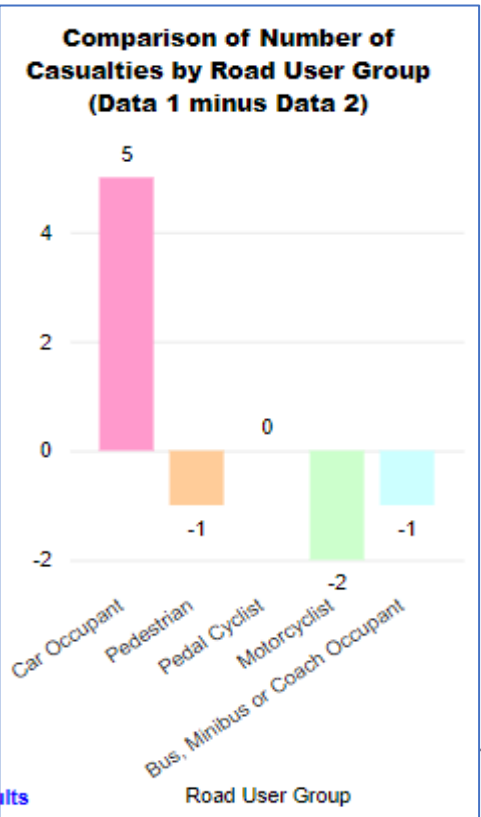
Casualty Severity ● Fatal ● Serious ● Slight NB - Due to the amount of data available, this plan only shows a sample of injury locations at high zoom. For the most accurate data on casualties in small areas, use filters to reduce the number shown to under 3,500.

2023 /2022 Comparisons – Fatal and Serious Collisions by Road User Group

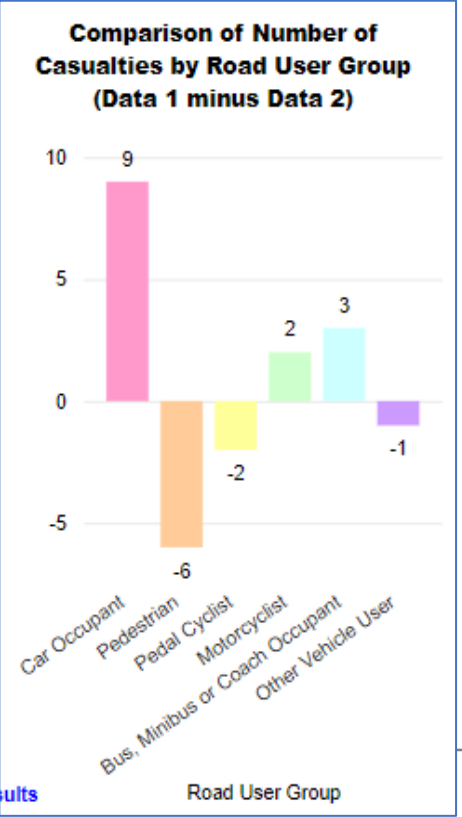
All age groups



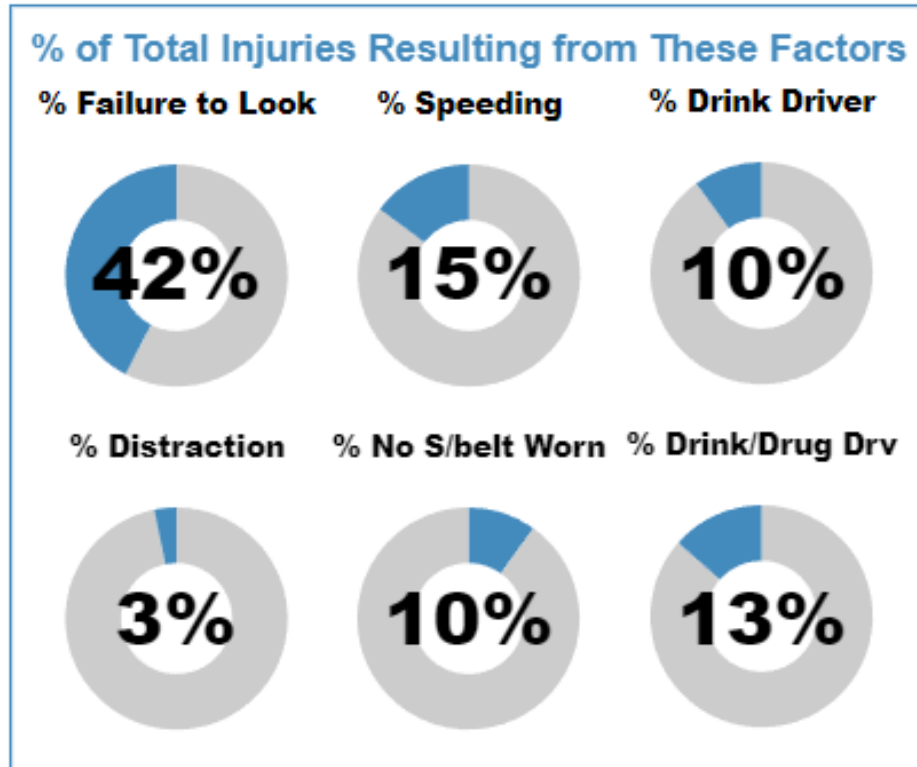
0-15 Years



16-20 Years



Causation Factors and the Fatal Four 2019 - 2023



Education – Delivery



Education – Media



"Look at what you've done." |
Three lives lost, and one...
2.8M views • 1 year ago




"Death by dangerous driving" |
Drink driver hears the worst...
206K views • 3 months ago



"My car's gone, job's gone, life's gone" | Two pints and an...
82K views • 3 months ago



A white car is shown from a low angle, with a person standing on its roof. In the background, a motorcycle is parked on a street. The scene is set outdoors with buildings and trees visible.

"Had a drink?"
LICE I'm not
gonna lie.

Enforcement



Engineering

- Accident Investigation and Prevention (AIP) Team
 - Statutory Duty under 1988 Road Traffic Act
- Examples delivered in 2023/24



Cockton Hill Road,
Bishop Auckland



Kinnivie
Crossroads



Objectives moving forward

- Aim to maintain a downward trend in casualties and severities across all road user groups
- Specifically target those road user groups over-represented in casualty statistics
- Improve safety for all highway users



Thank you



Better for everyone